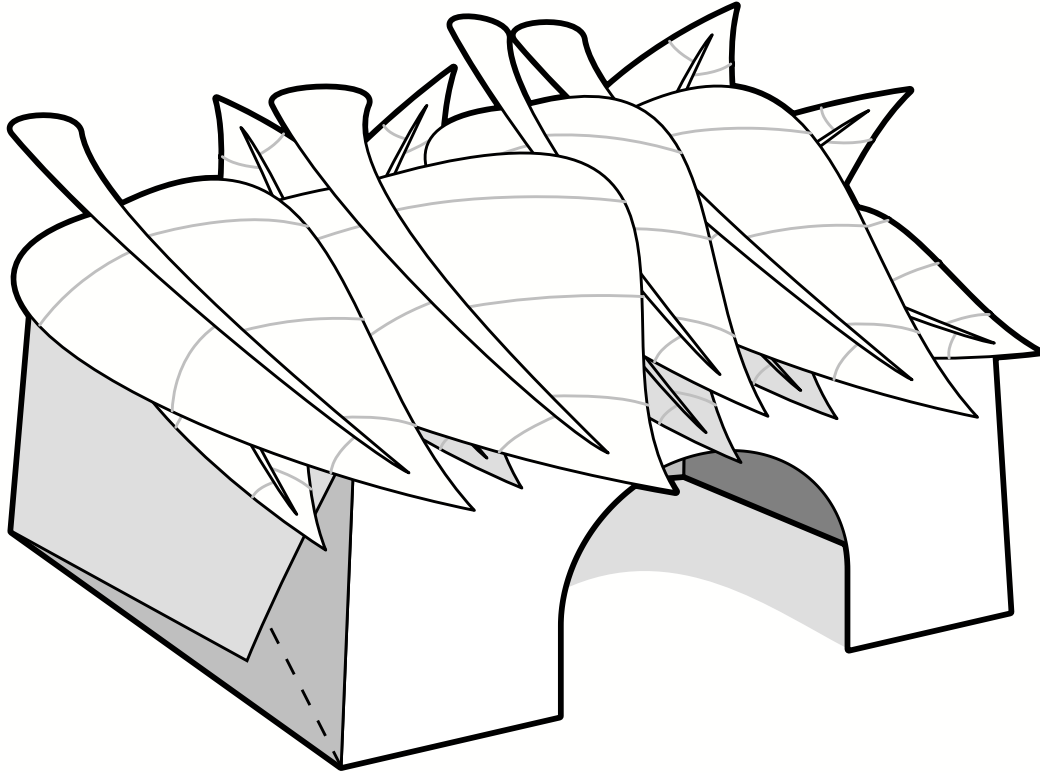
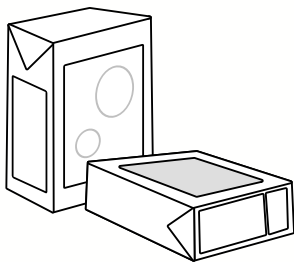


# Make a Toad House



## What do you need?



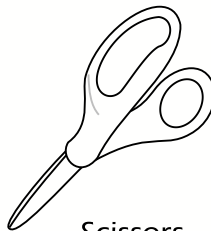
1 Cardboard box

1




White glue

2



Scissors

3



Leaves

Cut an opening in one end of the cardboard box.

Use glue to cover all the surfaces of the box with leaves.

Make some leaves overlap each other.

When the glue has dried (usually overnight), place the toad house on the ground in a good spot, such as under a bush or in tall grass or weeds.

Why not make another one? The more homes you have around the outside of your home, the more toad "neighbors" you may have!